

Mammal Drawing


This activity is inspired by Kevin Mooney's Paintings
Watch the video about Kevin's work before completing the activity.

Time: approx 60min

Age: 6yrs+ with adult supervision

Materials: Paper, pencils & lots of imagination!!!

In the video you saw a painting by Kevin Mooney called Mammal. We are not quite sure what kind of animal we are looking at here. Maybe it is an animal that exists only in Kevin's imagination. For this activity I would like you to use your imagination to invent your own creature.



ACTIVITY

1:

Start by choosing two or three different animals that you are familiar with. Do some pencil drawings of these animals as they look in real life.

2:

Next, I want you to look carefully at your drawings and ask yourself 'what things do I see that help me to recognise this animal and name it'? For example, rhinos have a horn and camels have humped backs.

3:

Now choose some things from each of your animals and put them together in a new way to create a unique creature that we have never seen before.

What is the overall shape of your new creature?

Does it have legs?

What kind of skin or fur does your creature have?

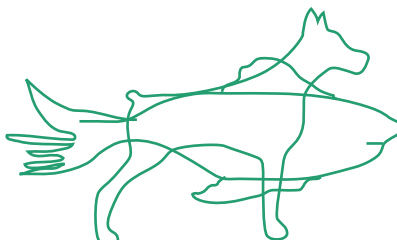


Does it have a pattern on its body?

What kind of feet or ears does it have?

How many eyes?

Remember anything goes in your imagination so there is no right or wrong answer.

When you have finished your pencil drawing of your new creature, move on to the next activity to transform it into a painting like Kevin Mooney's.



Do not forget to share images of your work with us. We will be posting images online that are shared with us. Send them by email to: education@tulca.ie

tulca.ie/education